

浙大三色

Email:sensing@sensingm.com

Tel:+86 571 85021543 Fax:+86 571 87977635

ROLED

灯具名称: 投光灯

灯具描述: F1021A-3-UN (45-OL-3WN-AJ, P1)

报告编号:

电压(V): 220.5000

测试编号: 20210412008

电流(A): 0.0430

光源规格型号: OL

功率(W): 4.5000

每个光源光通量(lm)

功率因数: 0.4680

光源数量: 3

镇流器型号:

发光面长度(mm): 50

发光面宽度(mm): 50

测试模式: C

发光面高度(mm): 0

光度结果

灯具光通量(lm): 309.25

灯具效能(lm/w): 68.72

中心光强(cd): 419.141

最大光强(cd): 422.364

最大光强角度: $C=30.0$ $\gamma=0.0$

半峰边角(50%Imax): [C0/180]Total=42.6

[C90/270]Total=43.0

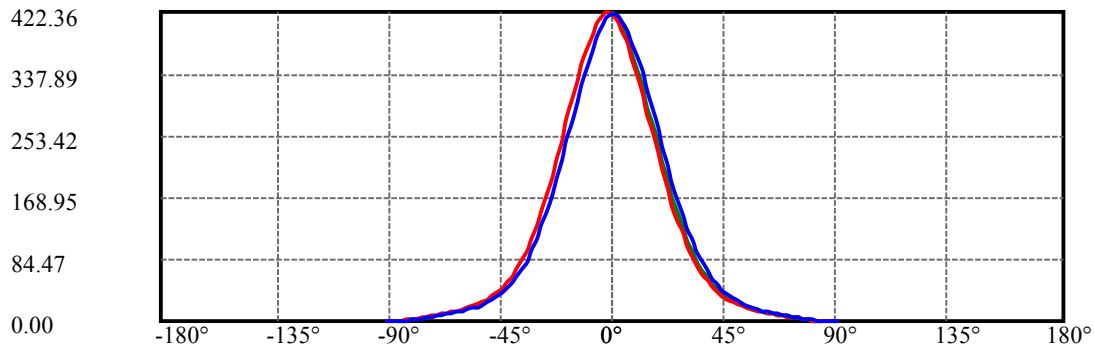
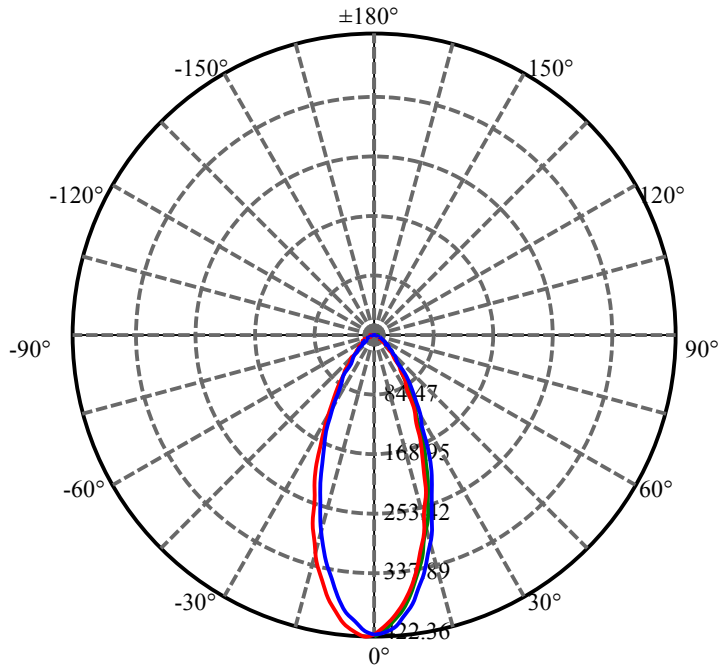
光束扩散角(10%Imax): [C0/180]Total=86.6

[C90/270]Total=87.1

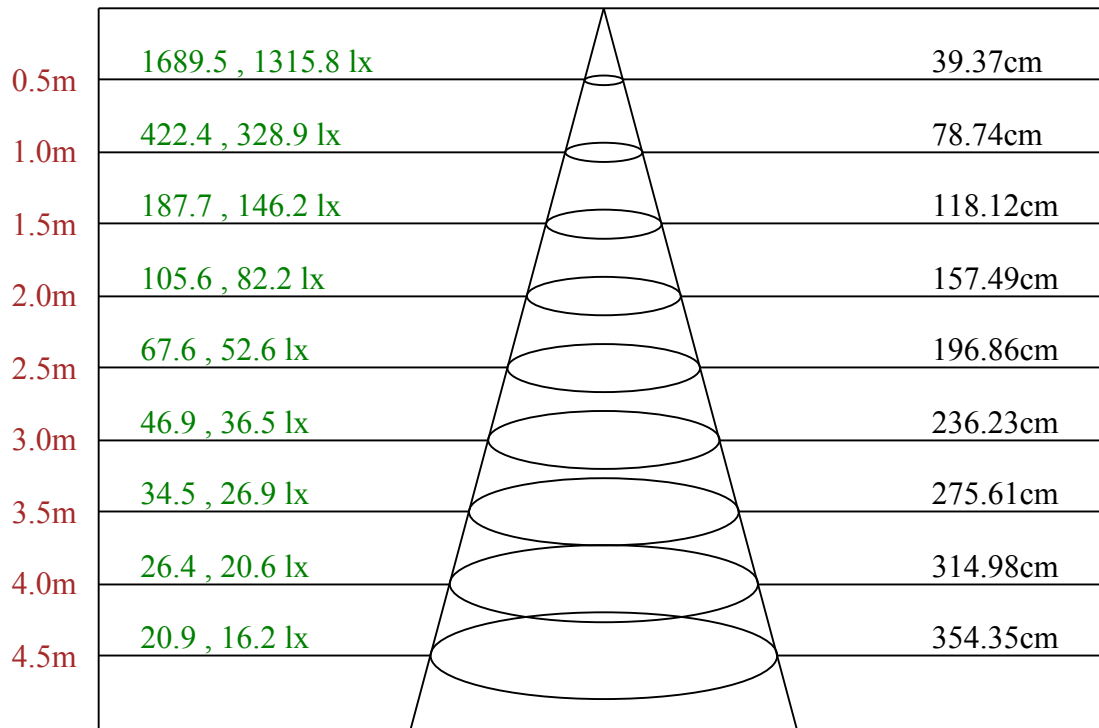
测试设备: GMS1800
环境温度(°C): 25.0

测试日期: 2021/4/12
环境湿度(%): 60.0%

测试人员: anpeilou
测试距离(m): 8.76

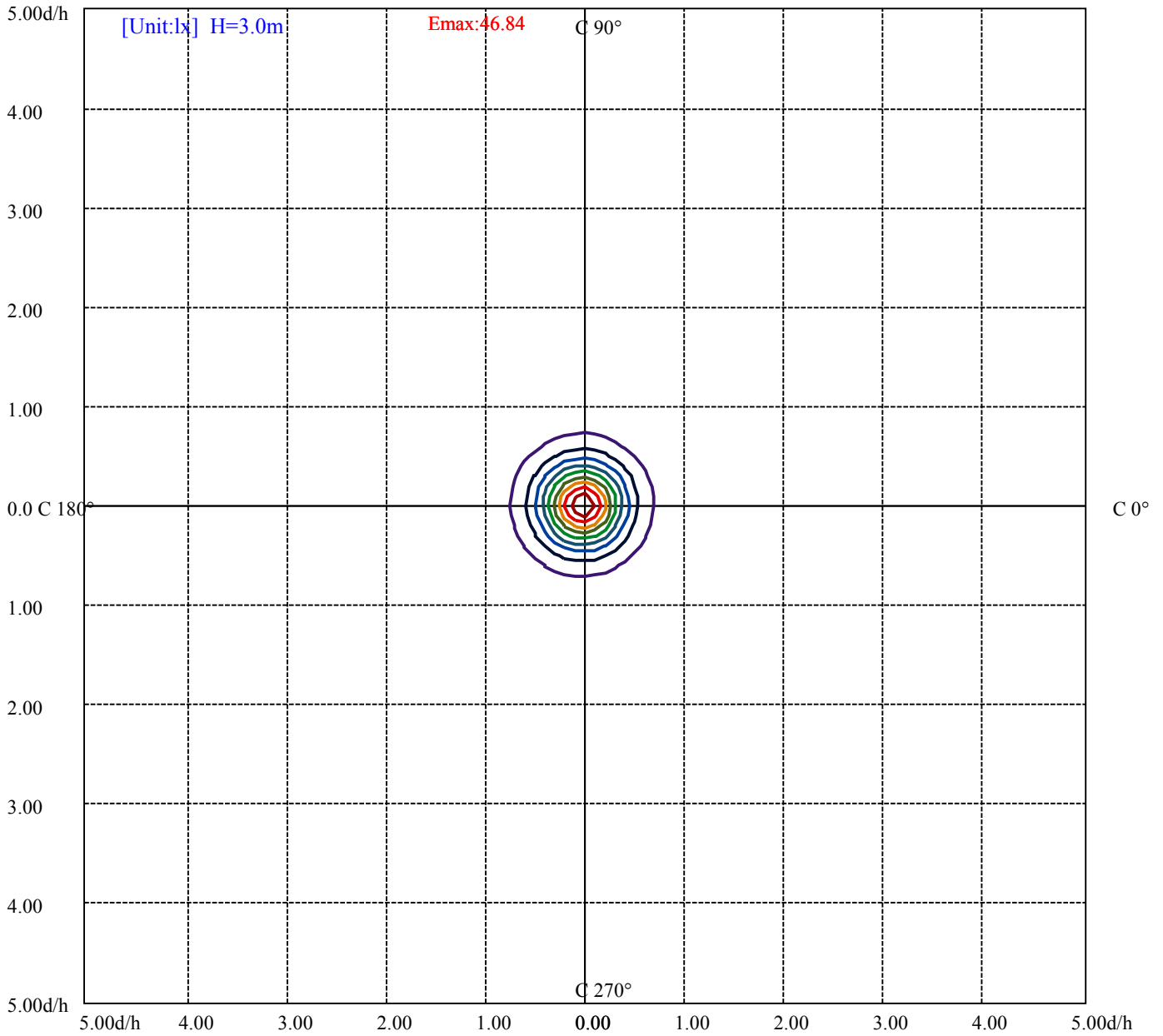


C30(Max): —
C0/C180: —
C90/C270: —



Max , Ave C30面光束角42.97

ROLED 投光灯
平面等照度曲线



(10%Emax) 4.683967	—
(20%Emax) 9.367945	—
(30%Emax) 14.05189	—
(40%Emax) 18.73589	—
(50%Emax) 23.41989	—
(60%Emax) 28.10378	—
(70%Emax) 32.78778	—
(80%Emax) 37.47178	—
(90%Emax) 42.15578	—

ROLED 投光灯

灯具的亮度限制曲线(灯具无发光侧边)

亮度值表

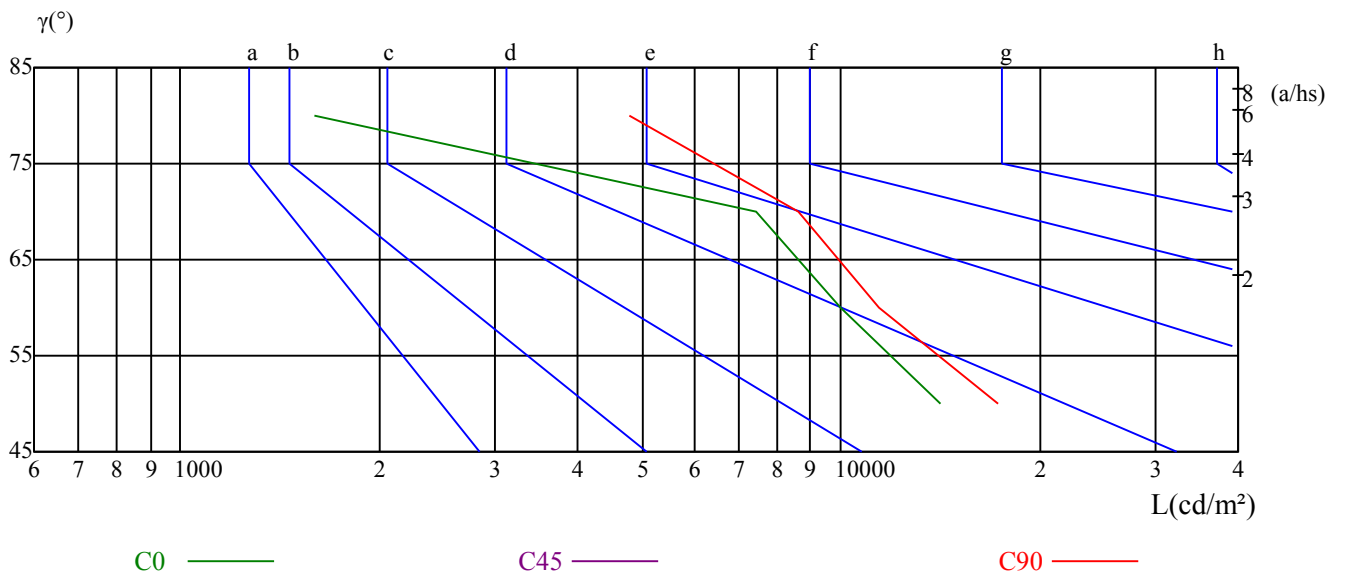
γ	45	50	55	60	65	70	75	80	85
C0	0	14183	0	10007	0	7449	0	1591	0
C45	0	0	0	0	0	0	0	0	0
C90	0	17287	0	11419	0	8616	0	4773	0

L横(65)	L纵(65)	L45(65)	L横(75)	L纵(75)	L45(75)	L横(85)	L纵(85)	L45(85)
0	0	0	0	0	0	0	0	0

眩光等级表

眩光等级	质量等级	使用照度(lx)							
1.15	A	2000	1000	500	<=300				
1.5	B		2000	1000	500	<=300			
1.85	C			2000	1000	500	<=300		
2.2	D				2000	1000	500	<=300	
2.55	E					2000	1000	500	<=300
		a	b	c	d	e	f	g	h

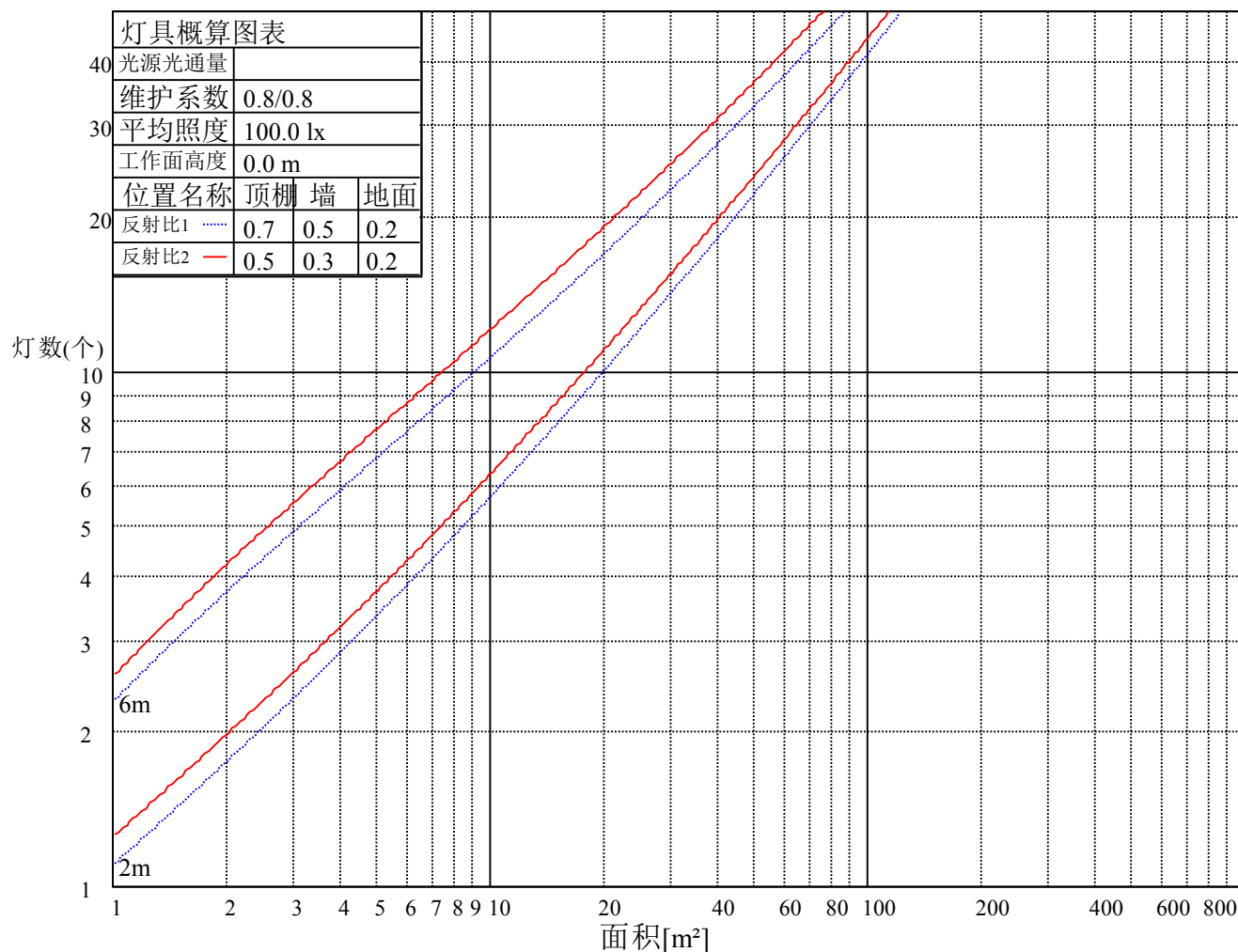
亮度限制曲线



参照UGR的照射评估											
天花板反射率	70	70	50	50	30	70	70	50	50	30	
墙壁反射率	50	30	50	30	30	50	30	50	30	30	
地板反射率	20	20	20	20	20	20	20	20	20	20	
空间尺寸		Viewed crosswise					Viewed endwise				
X	Y										
2H	2H	21.62	22.78	21.99	23.10	23.41	21.58	22.74	21.94	23.05	23.37
	3H	22.82	23.85	23.21	24.19	24.55	22.80	23.83	23.18	24.16	24.52
	4H	23.16	24.12	23.57	24.47	24.86	23.16	24.11	23.56	24.47	24.85
	6H	23.28	24.16	23.70	24.53	24.93	23.29	24.16	23.70	24.54	24.93
	8H	23.28	24.10	23.71	24.50	24.90	23.28	24.11	23.72	24.50	24.91
	12H	23.26	24.05	23.69	24.43	24.86	23.27	24.06	23.70	24.44	24.87
4H	2H	21.97	22.93	22.38	23.28	23.67	21.94	22.89	22.34	23.25	23.63
	3H	23.36	24.14	23.77	24.55	24.95	23.34	24.12	23.75	24.53	24.93
	4H	23.77	24.47	24.21	24.89	25.34	23.78	24.48	24.21	24.90	25.34
	6H	23.92	24.52	24.39	24.97	25.44	23.94	24.54	24.41	24.99	25.46
	8H	23.92	24.48	24.39	24.93	25.40	23.94	24.50	24.41	24.95	25.42
	12H	23.90	24.39	24.39	24.87	25.35	23.93	24.41	24.41	24.90	25.37
8H	4H	23.86	24.41	24.33	24.86	25.34	23.86	24.42	24.34	24.87	25.34
	6H	24.05	24.50	24.56	25.00	25.49	24.07	24.52	24.58	25.02	25.50
	8H	24.07	24.47	24.60	24.99	25.48	24.09	24.49	24.62	25.01	25.51
	12H	24.69	25.04	25.21	25.54	26.11	24.71	25.06	25.23	25.56	26.13
12H	4H	23.82	24.31	24.31	24.80	25.27	23.83	24.32	24.32	24.80	25.28
	6H	24.45	24.43	24.56	24.90	25.44	24.47	24.44	24.57	24.91	25.46
	8H	24.07	24.41	24.58	24.91	25.49	24.09	24.43	24.61	24.93	25.51
对应照射距离，改变观察者位置S											
S = 1.0H	1.2/-1.3					1.0/-1.3					
S = 1.5H	2.4/-1.9					2.1/-1.9					
S = 2.0H	4.5/-2.3					4.1/-2.4					
标准表格	BK2					BK2					
更正系数	2.7					2.0					

ROLED 投光灯

灯具的概算曲线



ROLED 投光灯

灯具的利用系数表

RHOCC	80			70			50			30			10			0
RHOW	50	30	10	50	30	10	50	30	10	50	30	10	50	30	10	0
RCR	COEFFICIENTS OF UTILIZATION RHOFC=20 CU															
0	1.19	1.19	1.19	1.16	1.16	1.16	1.11	1.11	1.11	1.06	1.06	1.06	1.02	1.02	1.02	1.00
1	1.09	1.07	1.04	1.07	1.05	1.02	1.03	1.01	0.99	0.99	0.98	0.96	0.96	0.95	0.94	0.92
2	1.01	0.96	0.92	0.99	0.95	0.91	0.96	0.92	0.89	0.93	0.90	0.87	0.90	0.87	0.85	0.84
3	0.93	0.87	0.83	0.91	0.86	0.82	0.89	0.84	0.81	0.86	0.83	0.80	0.84	0.81	0.78	0.77
4	0.86	0.80	0.75	0.85	0.79	0.75	0.83	0.78	0.74	0.81	0.76	0.73	0.79	0.75	0.72	0.71
5	0.80	0.74	0.69	0.79	0.73	0.69	0.77	0.72	0.68	0.76	0.71	0.67	0.74	0.70	0.67	0.65
6	0.75	0.68	0.64	0.74	0.68	0.64	0.73	0.67	0.63	0.71	0.66	0.63	0.70	0.65	0.62	0.61
7	0.70	0.64	0.59	0.70	0.63	0.59	0.68	0.63	0.59	0.67	0.62	0.58	0.66	0.61	0.58	0.57
8	0.66	0.60	0.55	0.66	0.59	0.55	0.64	0.59	0.55	0.63	0.58	0.55	0.62	0.58	0.54	0.53
9	0.62	0.56	0.52	0.62	0.56	0.52	0.61	0.55	0.52	0.60	0.55	0.51	0.59	0.55	0.51	0.50
10	0.59	0.53	0.49	0.59	0.53	0.49	0.58	0.52	0.49	0.57	0.52	0.49	0.56	0.52	0.48	0.47

ROLED 投光灯

光强数据表(cd)

C/γ(°)	0.0	2.0	4.0	6.0	8.0	10.0	12.0	14.0	16.0
0.0	419.14	410.39	396.66	379.77	359.52	335.80	310.02	284.31	258.61
30.0	422.36	415.61	402.49	385.68	366.73	344.09	319.84	294.60	269.50
60.0	420.75	415.30	402.87	387.60	369.41	348.31	326.67	301.96	277.56
90.0	419.98	418.22	409.55	397.19	381.16	361.43	340.41	316.24	291.68
120.0	419.75	420.14	412.93	401.41	385.22	366.42	344.55	319.84	295.82
150.0	418.53	421.83	417.61	406.40	390.75	372.10	351.07	328.97	304.73
180.0	419.14	421.60	416.07	405.63	391.36	373.10	351.84	328.44	301.66
210.0	422.36	422.21	414.31	401.03	384.30	363.97	341.25	317.85	291.45
240.0	420.75	418.68	410.24	396.58	379.24	358.06	335.19	310.48	284.24
270.0	419.98	413.77	403.03	388.37	369.65	346.93	323.68	297.97	271.04
300.0	419.75	412.00	398.65	383.15	364.20	341.71	317.00	293.21	266.66
330.0	418.53	408.93	393.66	375.17	353.91	331.43	306.95	281.32	255.77
360.0	419.14	410.39	396.66	379.77	359.52	335.80	310.02	284.31	258.61
C/γ(°)	18.0	20.0	22.0	24.0	26.0	28.0	30.0	32.0	34.0
0.0	231.13	206.35	181.25	158.08	137.59	119.40	102.29	87.71	75.36
30.0	243.49	218.93	193.84	170.28	148.56	128.31	110.89	94.77	81.42
60.0	251.70	225.61	200.13	177.34	154.63	134.29	116.64	99.84	85.26
90.0	265.21	238.81	212.64	189.16	165.98	144.96	127.00	109.73	93.93
120.0	270.42	244.41	218.70	195.14	170.97	149.87	130.15	111.81	95.38
150.0	280.94	255.23	228.98	205.04	180.64	157.62	136.90	118.87	101.68
180.0	275.87	246.63	221.31	196.14	173.12	150.79	130.68	113.57	96.69
210.0	266.66	240.57	215.56	189.93	168.13	146.34	127.31	110.73	94.54
240.0	258.91	233.44	209.42	184.40	161.99	140.81	121.94	106.05	90.70
270.0	246.02	219.93	195.30	171.89	150.41	130.22	113.26	96.92	82.42
300.0	240.80	215.17	189.62	165.60	144.57	125.85	107.82	93.31	79.50
330.0	229.75	204.05	179.03	157.54	137.13	118.02	101.98	87.17	74.74
360.0	231.13	206.35	181.25	158.08	137.59	119.40	102.29	87.71	75.36
C/γ(°)	36.0	38.0	40.0	42.0	44.0	46.0	48.0	50.0	52.0
0.0	64.23	54.94	46.73	40.36	34.76	30.00	26.09	22.79	19.95
30.0	69.29	59.09	50.42	43.43	37.22	32.00	27.86	24.25	21.41
60.0	72.90	62.62	53.41	46.04	39.67	34.15	29.54	25.63	22.41
90.0	80.88	68.99	58.63	49.96	42.97	36.91	31.92	27.78	24.02
120.0	82.11	70.06	59.63	51.26	43.82	37.83	32.15	27.93	24.17
150.0	87.63	74.67	63.39	53.72	45.81	39.44	33.76	29.31	25.40
180.0	83.64	71.52	61.54	52.57	45.12	39.06	33.92	29.39	25.63
210.0	81.80	69.52	59.78	51.18	44.28	37.99	33.00	29.16	25.48
240.0	78.04	67.07	57.17	48.96	42.44	36.60	31.69	27.86	24.10
270.0	70.98	60.55	52.03	44.35	38.45	33.07	28.78	25.32	22.18
300.0	67.91	58.09	49.96	42.67	36.76	31.85	27.47	24.17	20.95
330.0	63.69	54.33	46.20	39.90	34.22	29.39	25.71	22.33	19.26
360.0	64.23	54.94	46.73	40.36	34.76	30.00	26.09	22.79	19.95
C/γ(°)	54.0	56.0	58.0	60.0	62.0	64.0	66.0	68.0	70.0
0.0	17.57	15.65	13.89	12.51	11.13	9.82	8.67	7.60	6.37
30.0	18.65	16.50	14.58	13.12	11.74	10.28	8.98	7.83	6.60
60.0	19.64	17.27	15.19	13.35	11.82	10.28	9.06	7.67	6.60
90.0	21.03	18.49	16.19	14.27	12.66	11.20	9.82	8.59	7.37
120.0	21.33	18.65	16.42	14.50	13.12	11.66	10.36	9.29	8.06
150.0	22.10	19.26	17.19	15.27	13.58	12.28	10.97	9.82	8.59
180.0	22.64	19.95	17.73	15.65	13.89	12.43	10.97	9.75	8.52
210.0	22.56	20.03	17.65	15.65	13.89	12.28	10.82	9.44	8.21
240.0	21.49	19.03	16.88	15.19	13.58	12.12	10.74	9.44	8.13
270.0	19.64	17.50	15.58	13.89	12.58	11.13	9.90	8.82	7.44
300.0	18.49	16.35	14.43	12.82	11.28	9.98	8.59	7.52	6.29
330.0	16.96	14.89	13.20	11.59	10.36	9.06	7.90	6.83	5.60
360.0	17.57	15.65	13.89	12.51	11.13	9.82	8.67	7.60	6.37

ROLED 投光灯

光强数据表(cd)

附页 第 10页 共10页

C/ γ (°)	72.0	74.0	76.0	78.0	80.0	82.0	84.0	86.0	88.0
0.0	5.22	3.99	2.92	1.84	0.69	0.38	0.15	0.08	0.00
30.0	5.37	4.30	3.30	2.07	0.92	0.38	0.23	0.08	0.00
60.0	5.29	4.14	3.07	2.23	1.53	0.69	0.31	0.15	0.00
90.0	6.14	4.99	3.84	2.76	2.07	1.30	0.46	0.31	0.08
120.0	6.91	5.53	4.37	3.30	2.30	1.07	0.38	0.23	0.08
150.0	7.37	6.29	5.22	3.99	2.99	1.69	0.54	0.31	0.15
180.0	7.29	6.14	4.91	3.68	2.76	1.84	1.00	0.38	0.23
210.0	6.91	5.68	4.37	3.30	2.38	1.69	0.61	0.38	0.23
240.0	6.83	5.60	4.53	3.30	2.07	0.84	0.38	0.23	0.08
270.0	6.22	4.91	3.68	2.46	1.38	0.46	0.31	0.15	0.00
300.0	5.14	3.99	2.84	2.00	1.38	0.46	0.31	0.15	0.00
330.0	4.53	3.45	2.38	1.76	1.07	0.31	0.31	0.08	0.00
360.0	5.22	3.99	2.92	1.84	0.69	0.38	0.15	0.08	0.00

C/ γ (°)	90.0
0.0	0.00
30.0	0.00
60.0	0.00
90.0	0.00
120.0	0.00
150.0	0.00
180.0	0.00
210.0	0.00
240.0	0.00
270.0	0.00
300.0	0.00
330.0	0.00
360.0	0.00